

Board of Trustees Meeting

Tuesday, August 25, 2020

3:45 pm

Welcome!

You will hear silence until the moderator opens the public meeting.

AGENDA
Call To Order
Sunshine Law Compliance Announcement
Roll Call

- 20.68 Approval of the Proceedings of the Regular Board Meeting of July 28, 2020**
- 20.69 Consideration of Items for Possible Addition to the Agenda**
- 20.70 Recognition of Accomplishments Reflective of the College Mission**
- 20.71 Consent Agenda for Recurring Items**
 - A. Personnel Reports**
 - B. Facilities Reports**
 - C. Public Safety Monthly Incident Report**

Action Items

- 20.72 Finance Report**
- 20.73 Vendor Contracts**
- 20.74 Labor Contracts**
- 20.75 Academic Quality & Student Learning Updates**

Status of the College Community

- 20.76 Student Engagement & Education / Student Activities Report**
- 20.77 Shared Governance / Faculty Senate Report**
- 20.78 President's Report**
- 20.79 Trustee Chairperson's Report**

- Old Business**
- New Business**
- Adjourn to Executive Session**
- Adjournment**


Outstanding Accomplishment

The [National CyberWatch Center](#) highlighted Cincinnati State and Western Governors University Ohio (WGU Ohio) as part of its annual recognition of innovations in cybersecurity education.

Recipients were recognized on August 4 during a virtual Community College Cyber Summit and in publication [2020 Innovations in Cybersecurity Education](#).



Professor Paul Weingartner, Program Chair for Computer Network Engineering Technology - Cybersecurity Major, developed the CS program with WGU.





August 25, 2020
**Financial Presentation to
the Board of Trustees**

Finance Committee and Disclosures

Finance Committee: August 24, 2020 Meeting

- July 2020 Financial Report
- FY21 Budget Update
- FY20 Audit
- Municipal Bond Rates
- Other Topics

Next Finance Committee meeting: September 21, 2020

Disclosures

Interim financial presentations do not include GASB 68 and GASB 75 adjustments. FY20 results are considered interim pending certification of the College's independent year-end financial audit.

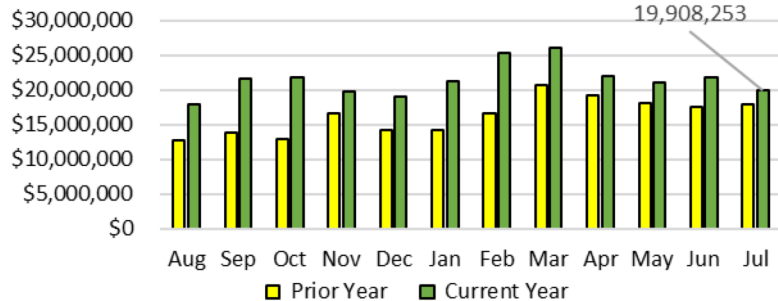
July 2020 Fiscal KPI Dashboard

\$3,423,787
Year-over-Year
Change in Cash

(\$436,587)
FY21 YTD
Net Surplus

3.90
Senate Bill 6
Composite Score

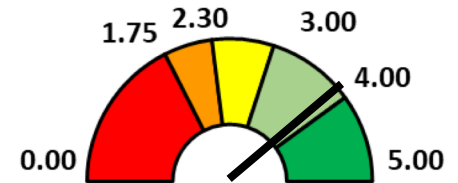
Unrestricted Cash Compared to Prior Year



YTD Change in
 Benefits Eligible
 Payroll
 -\$121,305

YTD Change in
 Payments
 Vouchered
 -\$500,045

Senate Bill 6
 Composite Score



FY20 Budgeted
Surplus
\$0

Consolidated YTD
Budget to Actual
Variance
+\$783,427

General Fund YTD
Budget to Actual
Variance
+\$758,652

FY21 Budget Update

- June 23, 2020 Board Approved the FY21 budget based on Key FY21 Budget Assumptions:
 - \$0 Net Surplus/Deficit
- Four Key FY21 Budget Assumptions
 - State Subsidy for Instruction
 - Enrollment
 - CARES Act/Federal Stimulus
 - Cost Containment
- Board Resolution 20.49 Requires Board Approval of a Revised FY21 Budget no later than October 1, 2020
- Timeline
 - July: Updates Provided to Board of Trustees Regarding Budget Assumptions
 - August: Updates Regarding Budget Assumptions and Presentation of DRAFT Revised FY21 Budget
 - September: Board Approval of Final Revised FY21 Budget

Key FY21 Budget Assumptions

- State Subsidy for Instruction
 - FY21 Budget Assumption: -20% cut to State Subsidy and Capital Component.
 - FY21-FY23 Update:
 - Chancellor Gardner and ODHE announced -4.38% cut to allocation of SSI through September (0% cut to State Capital Component).
 - No guidance has been provided regarding FY22-FY23 Biennium Subsidy Appropriation.
- Enrollment
 - FY21 Budget Assumption: -20% enrollment compared to prior year.
 - FY21 Update:
 - Fall 2020 Enrollment -4.5% as of Day 1 of Fall Classes (Excluding CCP/WDC).
 - Draft Budget updates Fall to actual, with Spring and Summer assumption unchanged.
 - FY22 Enrollment Assumption -10%.
 - FY23 Enrollment Assumption -5%.

Key FY21 Budget Assumptions (Continued)

- CARES Act/Federal Stimulus Update
 - \$2.1 million emergency financial aid Department of Education managed Higher Education Relief Fund (HERF);
 - \$2.1 million institutional allocation of Department of Education managed Higher Education Relief Fund (HERF);
 - \$972,000 Department of Treasury managed Coronavirus Relief Fund (CRF) passed through via State of Ohio;
 - Allowable expenses related to institutional allocation of HERF is different from CRF, both have timing restrictions and do not extend past FY21;
 - Possibility of additional higher education funding in Federal Stimulus bills under consideration in U.S. House and U.S. Senate;
 - Guidance on HERF institutional allocation evolving:
 - Latest guidance mitigates FY21 Budget impact compared to the Budget passed by the Board in June.
 - Draft FY21 Budget Assumption
 - \$700,000 CARES Act positive impact on FY21 Budget.
 - FY22-FY23: \$0 impact.

Key FY21 Budget Assumptions (Continued)

- Cost Containment
 - FY21 Budget Assumptions:
 - Hiring Freeze, Travel Moratorium (effective for full year);
 - Across the board cuts to salary & wages (effective 10/1/2020);
 - Across the board cuts to contracted services and supplies (effective for full year);
 - No VSP impact in FY21 Budget approved by the Board.
 - FY21 Update:
 - Estimated VSP net Draft FY21 budget impact: +\$325,916;
 - Across the Board Salary & Wage cuts eliminated from Draft FY21 Budget;
 - Selected hiring restored in Draft FY21 Budget;
 - Portions of Operating Expense reductions restored for Draft FY21 Budget.
 - FY22-FY23 Update:
 - FY22 and FY23 contain projected deficits, cost containment will be necessary to meet the College's fiscal objectives based on current enrollment assumptions.

Draft FY21 Revised Budget

	FY21 Budget	Draft FY21 Budget (rev.)	FY22 Pro Forma	FY23 Pro Forma
State Subsidy	22,770,148	27,260,863 ¹	27,908,692	27,908,692
State Appropriations, Capital	2,862,909	2,862,909	2,957,255	2,957,255
Instructional Fees	24,159,925	25,682,335 ²	22,807,201	21,440,566
Instructional Fees, CCP	675,505	675,505	675,018	675,018
Grants & Contracts	5,550,646	4,336,588 ³	3,406,588	3,406,588
Pell	7,988,608	7,988,608	7,988,608	7,988,608
Other Revenue	3,118,192	3,118,192	3,885,604	3,885,604
WDC Revenue	1,806,052	1,806,052	1,806,052	1,806,052
Total Revenue	68,931,984	73,731,051	71,435,017	70,068,383
Personnel Expenses	40,498,353	43,024,806 ⁴	44,450,968	44,627,979
Operating & Capital Expenses	28,433,631	29,257,090	30,045,383	29,948,573
Total Expenses	68,931,984	72,281,896	74,496,352	74,576,552
Net Surplus (Deficit)	0	1,449,156	(3,061,334)	(4,508,169)

Projected FY22-FY23 Deficits due to Enrollment Declines, Projected Increases in Expenses, No Tuition Increases, and 1-Time Character of Federal Stimulus.

Revised Draft Compared to FY21 Budget

- ¹ Positive FY21 Impact of Subsidy Enrollment Assumption
- ² Positive FY21 Impact of Actual Fall Enrollment
- ³ Negative FY21 Impact of Evolving CARES Act Guidance
- ⁴ Negative FY21 Impact of Changes to Cost Assumptions

Financial Report to the Board of Trustees is Concluded

20.73 Vendor Contracts

20.74 Labor Contracts

AAUP 1 MOU to extend current contract

AAUP 2 MOU to extend current contract

Academic Quality & Student Success Update

To increase tech credentials awarded, College aligned:

- Perkins Grant Funding FY 2020-21 - \$324,000
- Career Tech Grant Funding FY 2020-21 - \$326,000

What's changed?

- **Then:** Separate grants supported separate aspects of technical education.
 - ❑ *Perkins* → Academic Advising, Academic Interventions (technology & student workshops)
 - ❑ *CareerTech* → Tech Pathway Support (HS Outreach & credit alignment)
- **Now:** New “Perkins V” award allows full focus upon **HS → CState Tech Pathways**
 - ❑ Advisors provide *personal* outreach for HS tech students about how to leverage their credit for an advanced college credential at Cincinnati State
 - ❑ Coordinated with Southwest Tech Prep activities (published pathways, awareness activities)

Cincinnati State Career Tech Pathways

Our Community Partners

- Butler Tech
- Cincinnati Public
- Grant Career Center
- Great Oaks Career Campuses
- Southern Hills Career Technical Center
- Warren County Career Center
- Business Stakeholders

Status of the College Community

20.76 Student Engagement & Education / Student Activities Report

Members of SGA are eager to welcome students back to school! Leading up to the start of the semester, SGA has wrapped up a two part leadership workshop. Our next big project is gearing up and getting the word out about elections that will occur in October. As we start fall semester, we thought we'd also share some of what is going on in Student Activities.

- SGA is partnering with them to do a virtual paint class. Students will receive all the necessary supplies and follow the steps to create an autumn-themed picture.
- Student Activities is hosting the annual Health Fair in a drive-through format. Students will get a bag full of information on local health resources, flu shot vouchers, a mask, and an individually wrapped healthy snack.

The Student Activities calendar is available on the Cincinnati State website and we encourage you to check it out and join us at some events!

20.77 Shared Governance / Faculty Senate Report

President's Report



Cincinnati State's TRIO SSS Award

Our Dept. of Education grant extended for five more years to 2025 at \$325,300/yr. Provides coaching, tutoring, Financial Aid assistance, scholarships, career and college transfer information, referrals to other resources and services for first-generation college students or those with a documented disability.

Bachelor Degrees Implemented Fall 2020

Culinary & Food Science - 30 students, average 11 credits each
Land Surveying - 30 students, average 9 credits each



Promoting the College

- Cincinnati.com articles *“4 reasons students and families are considering 2-year colleges for fall”* and *“Which college majors will see a boost in interest because of the pandemic?”*
- Feature in *“College Guide”* issue of Cincinnati Magazine w/ 160,000 monthly readers
- Fortune, Entrepreneur and Businessweek *“A College for the Community”*
- Regular guest column – West Chester Voice

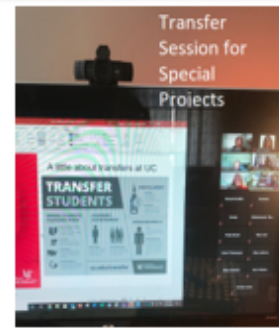
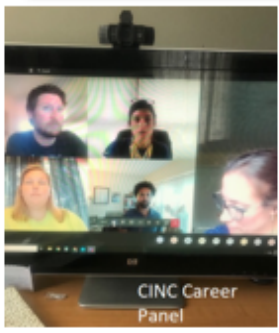
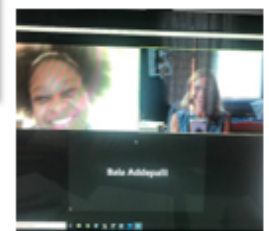
President's Report



SUMMER 2020

Cooperative Education

- 327** Students Enrolled in Co-op Course Sections
- 265** Co-oping or Interning
- 62** Enrolled in Special Projects
- 116** Attended On-line Orientation



President's Report

Board Meeting Dates for 2020

Tuesday, September 22, 2020	3:45 PM Virtual
Tuesday, October 27, 2020	3:45 PM Virtual
No November Meeting	
Tuesday, December 1, 2020	3:45 PM Virtual

DRAFT Board Meeting Dates for 2021

Tuesday, January 26, 2021	3:45 PM – Clifton Campus
Tuesday, February 23, 2021	3:45 PM – Clifton Campus
Tuesday, March 23, 2021	3:45 PM – Clifton Campus
No April 2020 meeting	
Tuesday, May 25, 2021	3:45 PM – Clifton Campus
Tuesday, June 22, 2021	3:45 PM – Clifton Campus
Tuesday, July 27, 2021	3:45 PM – Clifton Campus
Tuesday, August 24, 2021	3:45 PM – Clifton Campus
Tuesday, September 28, 2021	3:45 PM – Other Campus
Tuesday, October 26, 2021	3:45 PM – Other Campus
No November Meeting	
Tuesday, December 7, 2021	3:45 PM – Clifton Campus

20.79 Trustee Chairperson's Report

Old Business

New Business

Adjourn to Executive Session

Return from Executive Session

Adjournment

**Next Meeting:
September 22, 2020
3:45 pm
Remote Delivery**